



The Facta

Deeds Not Words Facta

Non Verba

Term 2 – Week 8 (17th June 2022)



Dates for the Diary

JUNE		JULY	
20 June	K-6 Assembly, 2:30pm- 3pm	1 July	Last day of Term 2
28 June	Cyber Talk for parents/carers, 4:30pm	18 July	School Development Day
29 June	Teddy Bears' Picnic	19 July	K-6 students return to school
30 June	K-6 Semester 1 Reports sent home	20 July	Athletics Carnival, St Lukes Oval
		28 July	OC Placement Test



Principal's Message

Dear Parents and Carers,

As another term draws to a close, I hope you and your family are keeping healthy and well.

Progress on toilet refurbishment

As you can see in the photos below, the toilet refurbishment is moving along well. The contractors are currently installing soap dispensers and finishing the painting. All going well, we hope to have the toilet block in use by the end of this term.



Semester 1 Reports

Our teachers are currently finalising Semester 1 reports. Your child will receive their report on **Thursday 30th June**. If you require copies or prefer to pick up the report from the office, please let the office know at your convenience.

Principal's Message, continued

K-2 and Inclusive Classes Cross Country Carnival

After several cancellations due to wet weather, our long-awaited Cross Country Carnival for our K-2 and Inclusive Classes finally took place on Friday 17th June. Although it was a cold morning, this did not dampen the spirits of our students who ran with enthusiasm and pride as they battled this long race. Lots of parents and carers, along with older students, cheered them along every step of the way. Thank you, Mr Crisafulli and Mr Destefano, for designing the course and making this event possible here on our school grounds.

Anna Vountoulas
Principal
Concord Public School

Term 2 Assembly Dates

The next Assembly date for Term 2 - 2022 is now scheduled for:

Week 9 – Monday, 20 June at 2:30pm via Zoom.


Links to each event will be sent out before the date.

Principal's Awards / Pennant Process



Three Class Awards = 1 Principal's Award

Three Principal's Awards = 1 Principal's Pennant



Note: Class Awards and/or Principal's Awards must be handed to the front office 2 days prior to the date of Assembly

Congratulations

To the following students who will be receiving a
Principal Award or Principal Pennant on Monday 20th June.



<i>Principal's Awards</i>	<i>Principal's Pennant</i>
KS - Lavinia T.	1/KA – Eva C.
KG – Kimiya T, Marcus R, Reyyan Y, Ella S.	1/2C – Alby B
1/KA – Teddy E, Amelia McG, Kenza M.	2E – Leonidas B.
1/2S – Aadvik K.	3D – Christian K.
1/2C – Cooper C, April H, Henley T, PJ K, Alvin Y, April H, Amelia I.	4M – Saumya P.
K/3D – Ethan N, Joel G, Amir E.	5M – Evelyn T.
2/4AS – Aaruran N.	
2E – Lana D, Ruby J, Tahlia Mc, Samuel N, Reid N, Ananya F, Laraib K.	
3D – Ryan H, Giuseppe T, Christian K, Libby D.	
3/4T – Aoibheann P, Adam G.	
4M – Kashaf Z, Gulsam Y, Henry W, Saumya P	
5M - Jagger C, Michael B, Aaishah O.	
5/6S – Cleopatra C, Sam W, Aimee J.	
6Z – Audrey C.	

NSW PSSA Primary Boys Hockey Championship

Last week, Connor Charlton (5M) competed in the NSW PSSA Primary Boys Hockey Championship for Sydney East at Tamworth. They played many games over their time in chilly Tamworth and managed to come 3rd in their pool and 7th overall. Connor scored 3 goals even after sustaining a fractured wrist on the first day. He continued to play in games after this injury and was encouraged from afar by his classmates who were able to watch parts of the matches via YouTube. A great achievement by Connor and his teammates and well done in representing Concord Public School.

Sydney East SSA Cross Country Championship 2022

Congratulations to **Joshua P (3D)**, **Abigail T (3/4T)**, **Matilda I (3/4T)**, **Jasmine T (5M)**, **Eilam O (5/6S)** and **Lily A (5/6S)** who represented the Western Suburbs PSSA Zone Team at the Sydney East SSA Cross Country Championships held at Miranda Park on Wednesday 15 June 2022.

Well done on your fantastic effort and achievement! You have represented yourselves, your families, and your school proudly.








Zones of Regulation®

A number of families have been asking for more information on the *Zones of Regulation®* used at Concord Public School. Please find a short summary of the *Zones of Regulation®* framework and how it looks at Concord Public School. The *Zones of Regulation®* framework and curriculum (Kuypers, 2011) teaches children to scaffold skills toward developing a metacognitive pathway to build awareness of their feeling/ internal state and utilise a variety of tools and strategies for regulation, prosocial skills, self-care and overall wellness. This includes exploring tools and strategies for mindfulness, sensory integration, movement, thinking strategies, wellness and healthy connection with others. The *Zones of Regulation®* provides a common language and compassionate framework to support positive mental health and skill development for all, while serving as an inclusion strategy for neurodiverse learners, those who have experienced trauma and/or have specific needs in terms of social, emotional and behavioural development.

The *Zones of Regulation®* creates a systematic approach to teach regulation by categorising all the different ways we feel and states of alertness we experience into four concrete-coloured zones. Integrating in cognitive behaviour therapy, children build skills in emotional and sensory regulation, executive functioning and social cognition. The framework is designed to help children move toward more independent regulation while also honouring and respecting each child and their unique self.

Across K-6 each class has a set of the *Zones of Regulation®* within their classrooms. The *Zones of Regulation®* can also be found inside the Harmony Garden on one of our communication panels. Our Positive Behaviour Learning Team also incorporates the *Zones of Regulation®* into their key strategies. So, what does each zone mean?





Zones of Regulation®

The Four Zones: Our Feelings and states determine our zone

The Red Zone is used to describe extremely heightened states of alertness and intense emotions. A person may be elated or experiencing anger, aggression, devastation or terror when in the Red Zone.

The Yellow Zone is also used to describe a heightened state of alertness and elevated emotions, however, one has more control when they are in the Yellow Zone. A person may be experiencing stress, frustration, anxiety, excitement, silliness, the wiggles or nervousness when in the Yellow Zone.

The Green Zone is used to describe a calm state of alertness. A person may be described by happy, focused, content or ready to learn when in the Green Zone. This is the zone where optimal learning occurs.

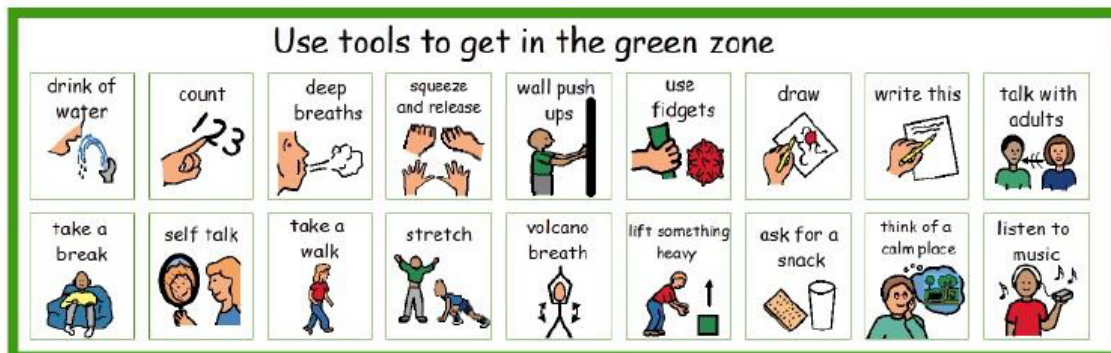
The Blue Zone is used to describe low states of alertness and down feelings such as when one feels sad, tired, sick or bored.



The Zones can be compared to traffic signs. When given a green light or in the Green Zone, one is "good to go". A yellow sign means be aware or take caution, which applies to the Yellow Zone. A red light or stop sign means stop and when

one is in the Red Zone this often is the case. The Blue Zone can be compared to the rest area signs where one goes to rest or re-energise. All of the zones are natural to experience but the framework focuses on teaching children how to recognise and manage their Zone based on the environment and its demands and the people around them. For example, when children play in the playground or during sport, students are often experiencing a heightened internal state such as silliness or excitement and are in the Yellow Zone, but it may not need to be managed. However, if the environment is changed to the classroom where the expectations are different, students may still be in the Yellow Zone but have to manage it differently so their behaviour meets the expectations of the classroom setting.

Here are some tools your child might like to use to get back into the Green Zone.



If you would like more information or a copy of the visuals used at Concord Public School for the *Zones of Regulation®*, please feel free to contact Miss Fran or Miss Ann. You can also visit <https://www.zonesofregulation.com/index.html>



Inclusive Classes

STREAM Weeks 6 & 7

During Weeks 6 and 7 this term Miss Ann inspired us all to put our thinking hats on during STREAM lessons. We investigated worms and their environments and members of the gastropod family. Check out our latest snapshots of our collaborative teams working together to create their own worm worlds and stunning snails.





CONCORD PUBLIC SCHOOL

Student Use of Digital Devices and Online Services Procedure

Purpose

This procedure guides student use of digital devices and online services at our school. Our school acknowledges the educational value of digital devices and online services in supporting and enhancing educational outcomes and student wellbeing and using them safely.

Scope

This procedure provides a consistent framework for the safe, responsible and respectful use of digital devices and online services by students in our school. It sets out the shared responsibilities of school staff, students and parents and carers. It also provides a framework to manage potential risks to student safety and wellbeing.

This procedure covers student use of digital devices and online services in school-related settings, including on school grounds, at school-related activities and outside of school where there is a clear and close connection between the school and the conduct of students. This procedure covers the use of school-provided and personal digital devices and all online services.

Our School's Approach

Before school, each day, students hand in their digital devices e.g. desktops, computers, tablets, smart watches, smart phones & tracking devices into the office. The school takes responsibility and liability for these devices. Students can collect their digital devices, from the office, at the end of each day. The above procedure applies for all school sanctioned events, such as, sport, excursions & offsite events.

Exemptions

An exemption from parts of this procedure can be requested from the principal by parents, carers, school counsellors and other student support staff, and, if required, students themselves. This may cover times when or places where use would otherwise be restricted. Except where required by law, the school principal has discretion to consider and approve exemptions and to choose which parts of the school procedure the exemptions applies. The exemption may be ongoing or for a certain time period.

Exemptions may be granted by a principal, including allowing students to use a device for an educational purpose, or as part of a reasonable adjustment for student learning and wellbeing.

Consequences for inappropriate use

- The student is given a warning from a teacher or other staff member.
- The student's access to the school network is restricted through the EMU tool on the DoE portal.
- The teacher or principal arranges a meeting with the student's parent or carer.
- Confiscated devices are handed in to the school office and can be collected at the end the day.

Contact between students and parents and carers during the school day

Should a student need to contact a parent or carer during the school day, they are encouraged to approach the administration office and ask for permission to use the school's phone. During school

hours, parents and carers are expected to only contact their child/children via the school office.

Responsibilities and obligations

For students

- Be safe, responsible and respectful users of digital devices and online services, and support their peers to be the same.
- Respect and follow school rules and procedures and the decisions made by staff, knowing that other schools may have different arrangements.

For parents and carers

- Recognise the role they play in educating their children and modelling the behaviours that underpin the safe, responsible and respectful use of digital devices and online services.
- Support implementation of the school procedure, including its approach to resolving issues.
- Take responsibility for their child's use of digital devices and online services at home such as use of online services with age and content restrictions.
- Communicate with school staff and the school community respectfully and collaboratively as outlined in the 2018 School Community Charter (<https://education.nsw.gov.au/public-schools/going-to-a-public-school/school-community-charter>).
- Switch off or put their digital devices on silent when at official school functions, during meetings and when assisting in the classroom.

For the principal and teachers

- Deliver learning experiences that encourage safe, responsible and respectful use of digital devices and online services. This includes:
 - > establishing agreed classroom expectations for using digital devices and online services, in line with this procedure and departmental policy;
 - > identifying strategies to ensure that all students are able to engage in classroom activities including strategies to accommodate students without a digital device;
 - < reading and abiding by the Terms of Service for any online services they use in teaching, including those limiting use by age;
 - > educating students about online privacy, intellectual property, copyright, digital literacy and other online safety related issues.
- Model appropriate use of digital devices and online services in line with departmental policy.
- Respond to and report any breaches and incidents of inappropriate use of digital devices and online services as required by school procedures, departmental policy and any statutory and regulatory requirements. This includes:
 - > reporting the creation, possession or distribution of indecent or offensive material to the Incident Support and Report hotline as required by the Incident Notification and Response Policy and Procedures and consider any mandatory reporting requirements;
 - < working with the department and the Office of the eSafety Commissioner (if necessary) to resolve cases of serious online bullying and image-based abuse;
 - > following the school's behaviour management plan when responding to any incident of inappropriate student behaviour relating to the use of digital devices or online services.
- If feasible and particularly as issues emerge, support parents and carers to understand strategies that promote their children's safe, responsible and respectful use of digital devices and online services.

- Participate in professional development related to appropriate use of digital devices and online services.

For non-teaching staff, volunteers and contractors

- Be aware of the department's policy, this procedure and act in line with the conduct described.
- Report any inappropriate use of digital devices and online services to the principal, school executive or school staff they are working with.

Communicating this procedure to the school community

Students:

- The school procedure will be discussed at a whole-school assembly.
- Classroom teachers will inform their students about this new procedure.

Parents and carers:

- Parents and carers will be advised via the school newsletter.
- This procedure can be accessed electronically via the school's website and in hardcopy at the school's administration office.

Complaints

If a student, parent or carer has a complaint under this procedure, they should first follow our school's complaints process. If the issue cannot be resolved, please refer to the Department's guide for making a complaint about our schools (<https://education.nsw.gov.au/about-us/rights-and-accountability/complaints-compliments-and-suggestions>).

Review

The principal or delegated staff will review this procedure annually.

Appendix 1: Key terms

- Digital literacy is the set of social, emotional and technological skills and competencies that people need to understand to use digital devices and online services, and to expand their opportunities for education, employment and social participation, including entertainment.
- Educational purpose is any use approved by school staff that supports student learning, wellbeing and educational outcomes.
- General capabilities are the broad collection of knowledge, skills, behaviours and dispositions described within the Australian curriculum and NSW syllabus.
- Online bullying involves using technology such as the internet or mobile devices to bully someone. Bullying behaviour has three key features. It involves the intentional misuse of power in a relationship. It is ongoing and repeated, and it involves behaviours that can cause harm. Bullying behaviour can also involve intimidation, victimisation and harassment, including that based on sex, race, religion, disability, or sexual orientation.
- Online safety is the safe, responsible and respectful use of digital media, devices, other technology and online services.
- Online services are any software, website or application that can gather, process or communicate information. This includes digital classrooms, chat and messaging, online games, virtual reality, social media and other online spaces.
- Reasonable adjustment is a measure or action taken to assist a student with disability to participate in education and training on the same basis as other students.
- School-related settings include school grounds, school-related activities and outside of school where there is a clear and close connection between the school and the conduct of students. This connection may exist in situations where: there is discussion about school taking place outside of school hours; a student is wearing their school uniform but is not on school premises; a relationship between parties commenced at school; students are online in digital classrooms; and where online contact has flow on consequences at school and duty of care requires the school to respond once an incident is reported.
- School staff refers to school personnel who have some level of responsibility for implementing policy and the school digital devices and online service procedure. This includes principals, senior staff, teachers, non-teaching staff, school administrative staff, volunteers and contracted staff engaged by schools.
- Digital devices are electronic devices that can receive, store, process and share digital information and connect to applications (apps), websites and other online services. They include desktop computers, laptops, tablets, smartwatches, smartphones and other devices.
- Digital citizenship refers to the skills and knowledge a person needs to effectively use digital technologies in a positive way so they can participate in society, communicate with others, and create and consume digital content.

Appendix 2: What is safe, responsible and respectful student behaviour?

Be SAFE

- Protect your personal information, including your name, address, school, email address, telephone number, pictures of you and other personal details.
- Only use your own usernames and passwords, and never share them with others.
- Ask a teacher or other responsible adult for help if anyone online asks for your personal information, wants to meet you or offers you money or gifts.
- Let a teacher or other responsible adult know immediately if you find anything online that is suspicious, harmful, inappropriate or makes you uncomfortable.
- Never hack, disable or bypass any hardware or software security, including any virus protection, spam and filter settings.

Be RESPONSIBLE

- Follow all school rules and instructions from school staff, including when using digital devices and online services.
- Use online services in responsible and age-appropriate ways: only use online services in the ways agreed to with your teacher; only access appropriate content and websites, including when using the school's filtered network and personal, unfiltered networks; and do not use online services to buy or sell things online, to gamble or to do anything that breaks the law.
- Understand that everything done on the school's network is monitored and can be used in investigations, court proceedings or for other legal reasons.

Be RESPECTFUL

- Respect and protect the privacy, safety and wellbeing of others.
- Do not share anyone else's personal information.
- Get permission before you take a photo or video of someone, including from the person and from a teacher.
- Do not harass or bully other students, school staff or anyone, this includes cyberbullying using a digital device or online service.
- Do not send or share messages or content that could cause harm, including things that might be: inappropriate, offensive or abusive; upsetting or embarrassing to another person or group; considered bullying; private or confidential; and/or a virus or other harmful software.



CITY OF CANADA BAY PRESENTS

UNDER THE TREES

A series of free community events
to celebrate trees in our urban areas

23 June, 10am

Local Tree ID Walk

24 June, 3:30pm

Storytime and Tree Art for Kids

25 June, 10am

Tree Maintenance Workshop

26 June, 10am

Botanical Art for Kids

27 June, 3pm

Growing Organic Fruit Trees

28 June, 6:30pm

Gardening for Wildlife Webinar

29 June, 10am

Botanical Art for Adults

**Scan the QR code to
register now**



City of
Canada Bay

Visit bit.ly/ccb-trees to find out more about
Council's Urban Canopy program.



MAKE MUSIC DAY 2022

RETURNING TO THE CITY OF CANADA BAY
ON TUESDAY, 21 JUNE

Make Music Day is a free global celebration of music open to all ages and abilities. Get involved by:

- Registering to busk in the town centres of Concord, Five Dock or Rhodes.
- Submit a video performance to win a paid on-stage performance at Ferragosto 2022.
- Enjoy live community performances in Concord and Rhodes or a drumming workshop in Five Dock.



**For more info scan the QR code or visit
bit.ly/makemusicdayccb**



**MAKE
MUSIC**
Australia
JUNE 21

Applying for Year 5 entry to an opportunity class in **2023**

Once you complete and submit your application you can change details, send and receive messages through your application dashboard.

Thinking of applying for Year 5 entry to an opportunity class in 2023?

You must apply online at:

<https://education.nsw.gov.au/public-schools/selective-high-schools-and-opportunity-classes/year-5>



Key dates

Application website opens:

Tuesday 26 April 2022

Application website closes:

5pm, Friday 13 May 2022

You must apply before this deadline

Test centre advice sent:

Thursday 14 July 2022

Opportunity Class Placement Test:

Thursday 28 July 2022

Placement outcome information
released overnight on:

Friday 7 October 2022

**Please read this document
carefully before applying.**

Parents* monitor the Department's website regularly for updates throughout the application and placement process at:

<https://education.nsw.gov.au/public-schools/selective-high-schools-and-opportunity-classes/year-5>

Please check the Department's website for information before you contact the Team.

The opportunity class placement process for Year 5 entry is administered by the High Performing Students Team*.

Contact Details:

High Performing Students Team, NSW Department of Education
Email: ssu@det.nsw.edu.au

Telephone: 1300 880 367 Telephone Interpreter Service: 131450

Postal Address: GPO Box 33, SYDNEY, NSW 2001

Facebook: <https://www.facebook.com/groups/159342048077050>

Please Note:

*In this document, the High Performing Students Team is referred to as the Team.

'Parent' is defined under the Education Act, 1990, as a 'guardian' or other person having custody or care of a child.

Our school has a new look **online payment page!**

We're now accepting payment for Concord Public School via the school's website. New features allow you to access:



Anywhere, anytime from a mobile or tablet (as well as a desktop computer)



In a preferred language



Easily without needing to log on, register or enter a Student Registration Number.



Education

Our school has a new look **online payment page!**

We're now accepting payments for Concord Public School via the school's website. To make a payment, simply:



Visit our school website on your mobile, tablet or desktop computer



Select 'Make a payment' from the main page menu



Enter the required student, contact and payment details

Note: You are **NOT** required to provide the 9-digit Student Registration Number.



Check your email for a copy of the receipt of payment



Education

Safer Internet Day 2022



To mark Safer Internet Day 2022, Concord Public School students recently participated in a range of age-appropriate experiences using resources made available by the eSafety Commissioner, Australia's national regulator and educator for online safety.

Topics of discussion included rules in the home for using technology, sharing personal information, password security and effective behavioural and technical strategies to manage online risks.

The eSafety Commissioner website also includes a host of resources and free webinars for parents and carers that explore the latest research and assist in helping your children to develop the skills to be safer online.


A collection of useful eSafety website links for parents and carers are provided below.

<https://www.esafety.gov.au/parents>

<https://www.esafety.gov.au/parents/webinars>

<https://www.esafety.gov.au/parents/online-safety-book>

What to do when you need to see the school counsellor/psychologist



There may come a time when you or your child need to see the school counsellor/psychologist for advice or for a confidential matter. Our school psychologist is Christiana Savas. She is experienced in her field and comes with a wealth of knowledge and expertise.

Please find her details below:

Days at Concord PS - alternate Tuesdays and every Thursday

To make an appointment - call the school on 9744-8427 or 9744-8452

Or send an email to the school's email address concord-p.school@det.nsw.edu.au

If you require assistance on a day that Ms Savas does not work or require advice on a matter, please contact Mrs Coco (Learning Support Team Co-ordinator and Wellbeing Co-ordinator) or Ms Vountoulas.

NO PARKING

Signs like these are displayed within your school zone. Make sure you read the signs carefully before you move away from your vehicle as some 'No Parking' signs may have time restrictions associated with them. Council Rangers and NSW Police actively patrol school zones, especially during drop-off and pick-up time periods. Make the right choice and keep our students safe.

DID YOU KNOW?

You can stop in a NO PARKING zone for a maximum of 2 mins. You must remain inside or within 3m of your vehicle. Penalties apply.

If there are no spaces available, you'll need to drive away and park elsewhere or return when there is space available.





ARE YOU WEARING THE CORRECT SCHOOL UNIFORM?

Summer Uniform (Term 1 and Term 4)



Sports Uniform (Friday's and on request)



Winter Uniform (Term 2 and Term 3)



Uniforms are available for order via your Quickcliq account



Thank you from your SRC Representatives

CHESS!!

Learn to be a chess champion! Coaching for students at Concord Public School is held on Mondays from 8:00am to 8:55am, starting on 2 May 2022.

Learning and playing chess helps children develop their logical thinking and problem solving skills, improves their concentration and focus, while also being a great source of enjoyment. Activities include group lessons on a demonstration chess board or interactive whiteboard, puzzle solving and fun practice games.

Students earn merit awards by making checkmates, or by displaying skills and positive qualities, which all good chess players strive to develop.

If your child is interested in taking part, you can collect an enrolment form from the school office, or email enrol@sydneyacademyofchess.com.au for a copy. For all enquiries, please contact Sydney Academy of Chess on (02) 9745 1170.





Introduction to "Tuning in to Kids"

FREE parenting workshop!

This three-week parenting workshop will show you how to create a strong emotional connection with your child, which will help them develop strength, confidence and resilience.

- Create a meaningful relationship with your child
- Help them manage emotions
- Handle challenging behaviours
- Encourage your child to become a lifelong learner

Wednesdays

15/06/22

22/06/22

29/06/22

10:00am – 12:00pm

Venue

Lakemba Uniting Church
69 Haldon Street
Lakemba NSW 2195

To register, contact

Kay Oo
(02) 9789 3744
kay.oo@metroassist.org.au

Child minding is provided



This program is supported by the Canterbury-Bankstown Council

School zones: understanding the rules

Children are small,
harder to see, behave
unpredictably and
are extremely vulnerable.

They need you to take extra
care when driving and parking
around school zones.

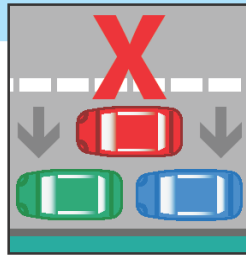
PLEASE CHOOSE SAFETY OVER CONVENIENCE

To help understand school zone traffic rules, refer below to our quick reference guide.

DOUBLE PARKING

You must not stop on the road
alongside a car that is parked at
anytime.

Fine: exceeds \$349
Demerit points: 2



NO PARKING

You have two minutes to drop-off or pick-up and
must stay within three metres of your vehicle.

If no spaces are available you cannot queue on the
road way or in any other zones while waiting for a
space. You will need to drive away and park elsewhere,
only returning when there is space to pull up.

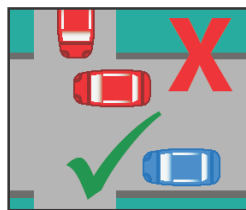
Fine: exceeds \$194
Demerit points: 2



FOOTPATH, DRIVEWAY OR NATURE STRIP

You must not stop across a driveway,
footpath and nature strip for any reason.

Fine: exceeds \$349
Demerit points: 2



NO STOPPING

You cannot stop in a no stopping zone for any
reason (including queuing or waiting for a space).

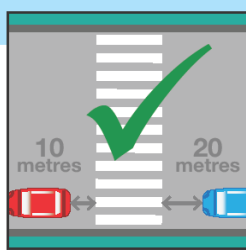
Fine: exceeds \$349
Demerit points: 2



PEDESTRIAN CROSSING

You must not stop on or within 20
metres before a pedestrian crossing or
10 metres after a crossing (unless a sign
allows you to park there).

Fine: exceeds \$464
Demerit points: 2



BUS ZONE

You must not stop or park in a bus zone for any
reason (including queuing or waiting for a space)
unless you are driving a bus.

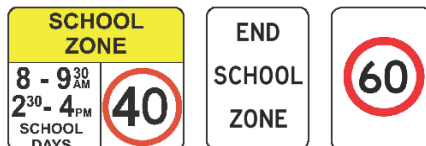
Fine: exceeds \$349
Demerit points: 2



SPEEDING

40km/h school zones are in force on all days which are not a weekend, a public holiday or
a publicly notified school holiday for government schools. School zone days include school
development days, also known as
student-free days.

Fine: maximum penalty \$3,995
Demerit points: +7



PEDESTRIANS

STOP

one step back from the kerb

LOOK

for traffic to your right, left and right again

LISTEN

for the sounds of approaching traffic

THINK

whether it is safe to cross

Information effective at 1 July 2020 and subject to change.

学校地带: 交通安全法规须知

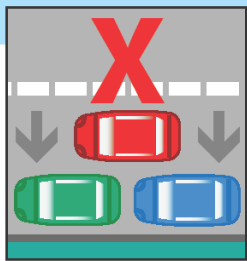
儿童很小, 很难看到,
行为无法预测,
是非常脆弱的。
当您在学校地带行驶或者停车时,
请特别小心儿童。

请不要为了一时方便而忽略了交通安全。

为了帮助您了解学校地带的交通规则, 请参阅我们的快速参考指南。

双行停车

任何时候您都不能在路上已停放的车辆
旁边再停车。
罚款: 超过\$349
扣分: 2分



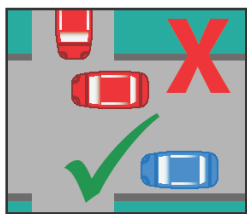
禁止泊车

您有两分钟接送孩子并且您必须保持在距离您的
汽车的3米之内。如果路边没有位置可以停车, 您
不可以在道路中或者任何其他路段滞留排队等待车
位。您必须开车离开并停在别处, 直到有空位了才
可以返回。
罚款: 超过\$194
扣分: 2分



人行道, 行车道, 绿化隔离带

严禁以任何原因在人行道, 行车道和绿
化隔离带停车。
罚款: 超过\$349
扣分: 2分



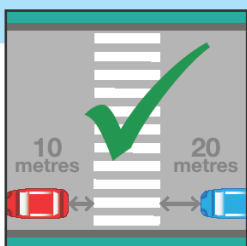
禁止暂停

严禁以任何原因在禁止停留区段滞留 (包括排队等
待停车位)。
罚款: 超过\$349
扣分: 2分



人行横道

在人行横道前20米或后10米范围内不得
停车 (除非有停车标志允许在此停车)。
罚款: 超过\$464
扣分: 2分



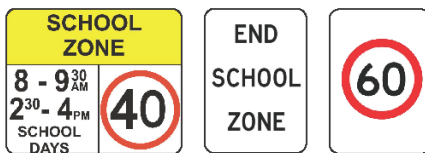
公共汽车停车地带

除非您驾驶的是公共汽车, 否则严禁以任何原因在
公共汽车停车地带停车 (包括排队等待停车位)。
罚款: 超过\$349
扣分: 2分



超速

学校周围时速限制为40公里/小时在除了周末, 公共假日以及公立学校的学校假期以外的
所有日期都有效。学校地带限速的日期包括学校发展日(无学生日)。
罚款: 最高罚款\$3,995
扣分: 7分以上



行人

停

与路边保持至少一步的安全距离

看

观察行驶车辆, 右边, 左边, 然后再右边。

听

留心听车辆驶近的声音

想

想一想是否可以安全通过

信息于 2020 年 7 月 1 日生效, 如有更改。

Message from the Office

Payment

When making a payment online you can pay up to 3 DAYS before the due date of the payment. This is due to online transactions taking 48 hours to process.

Other payment methods such as cash or cheque can also be sent to the front office and placed in the blue box labelled **"School Post"**.

Please note that we do not accept online payment for uniform or canteen orders. Please see the uniform or canteen order form for payment details.

Permission Notes

If you have more than one child we need to have a note for each child, not all on one note please.

Change of Contact/Address details

Please inform the office immediately if you have changed your contact or address details, so we can contact you in case of an emergency.

Bicycle and Scooter Guidelines

If you give permission for your child to ride a bicycle or scooter to and/or from school and store it on the school grounds, please carefully read and sign the **'Bicycle and Scooter Guidelines'** document (obtained from the Front Office). These signed forms are to be returned to the office. Once we have received the signed documentation, the school will record that your child has permission from you to ride to school. Please see the office for details.



Concord Public School on Twitter



Follow

Concord PS

@ConcordPS

Facta Non Verba Deeds not Words

Joined September 2017

63 Following 248 Followers

Are you aware that we are on Twitter?
Follow us and see what is happening at Concord Public School

Concord Public School

66 Burwood Road, Concord NSW 2137

Email: concord-p.school@det.nsw.edu.au

Website: www.concord-p.schools.nsw.edu.au

Ph: 02 9744 8427